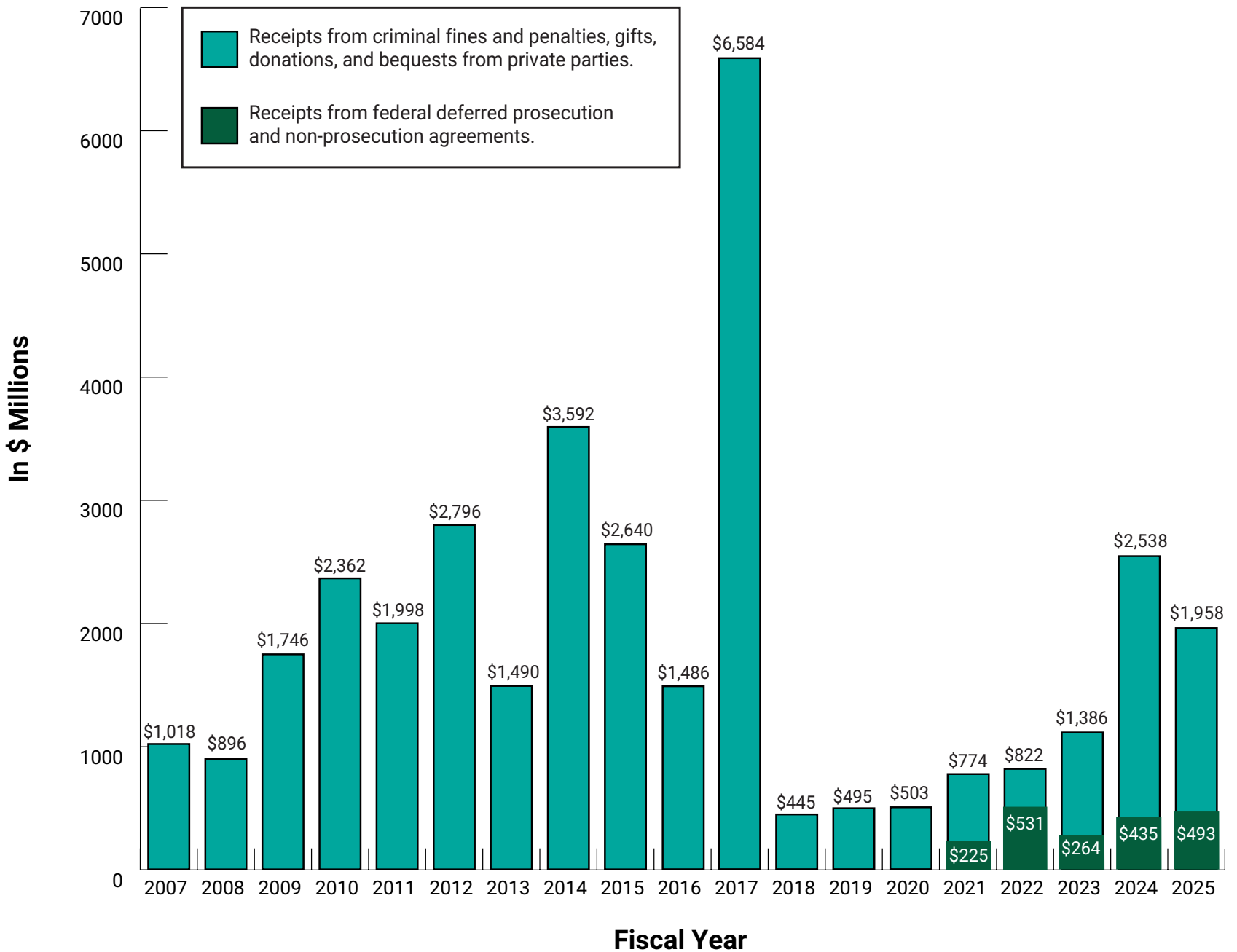


FY 2007 – FY 2025 Crime Victims Fund Annual Receipts (\$ Millions)

(as of 11/30/2024)



Administered by OVC, the Crime Victims Fund is a special fund within the Treasury consisting of non-tax revenue (mostly fines, penalties, and bond forfeitures from convicted federal criminals). These receipts are collected through special assessments, criminal fines, and forfeited appearance bonds through the U.S. Attorneys’ Offices. Federal revenues deposited into the Fund also come from gifts, donations, and bequests by private parties.

Signed into law on August 22, 2021, the VOCA Fix to Sustain the Crime Victims Fund Act of 2021 (VOCA Fix) requires monetary penalties from federal deferred prosecution and non-prosecution agreements to go into the Crime Victims Fund. As of November 30, 2024, the total amounts received from deferred prosecution and non-prosecution agreements were over \$1.95 billion.

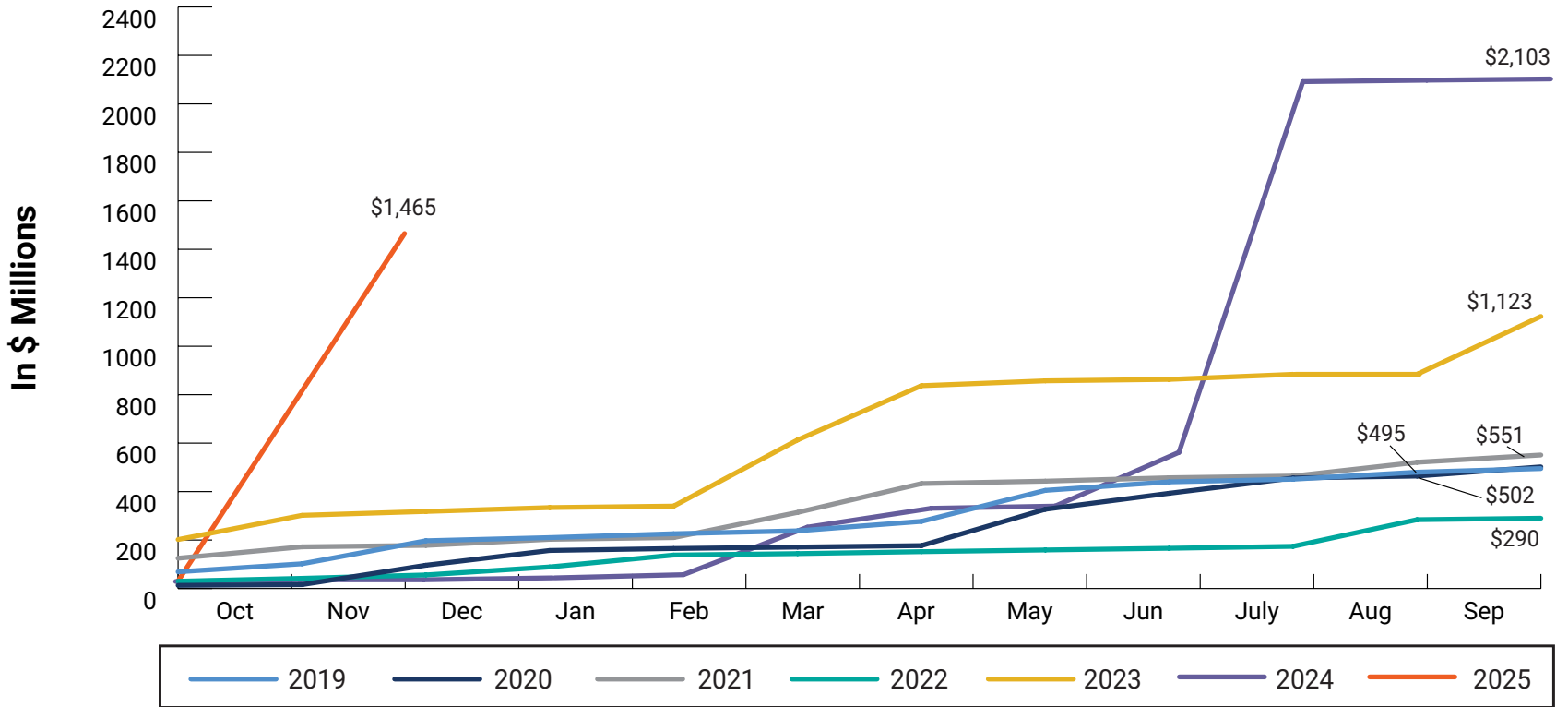
Certain deposits into the Fund (e.g., from the British American Tobacco (BAT) and Binance criminal resolutions) may be subject to further review and, in some instances, legal dispute. This may affect the availability of such deposits, and whether such deposits ultimately remain in the Fund or are moved (in whole or part) to other Treasury accounts administered by the Department (e.g., the U.S. Victims of State Sponsored Terrorism Fund).

This bar graph and more information about the Crime Victims Fund are available through OVC’s Crime Victims Fund webpage: <https://ovc.ojp.gov/about/crime-victims-fund>.



FY 2019 – FY 2025 Crime Victims Fund Cumulative Monthly Deposits (\$ Millions)

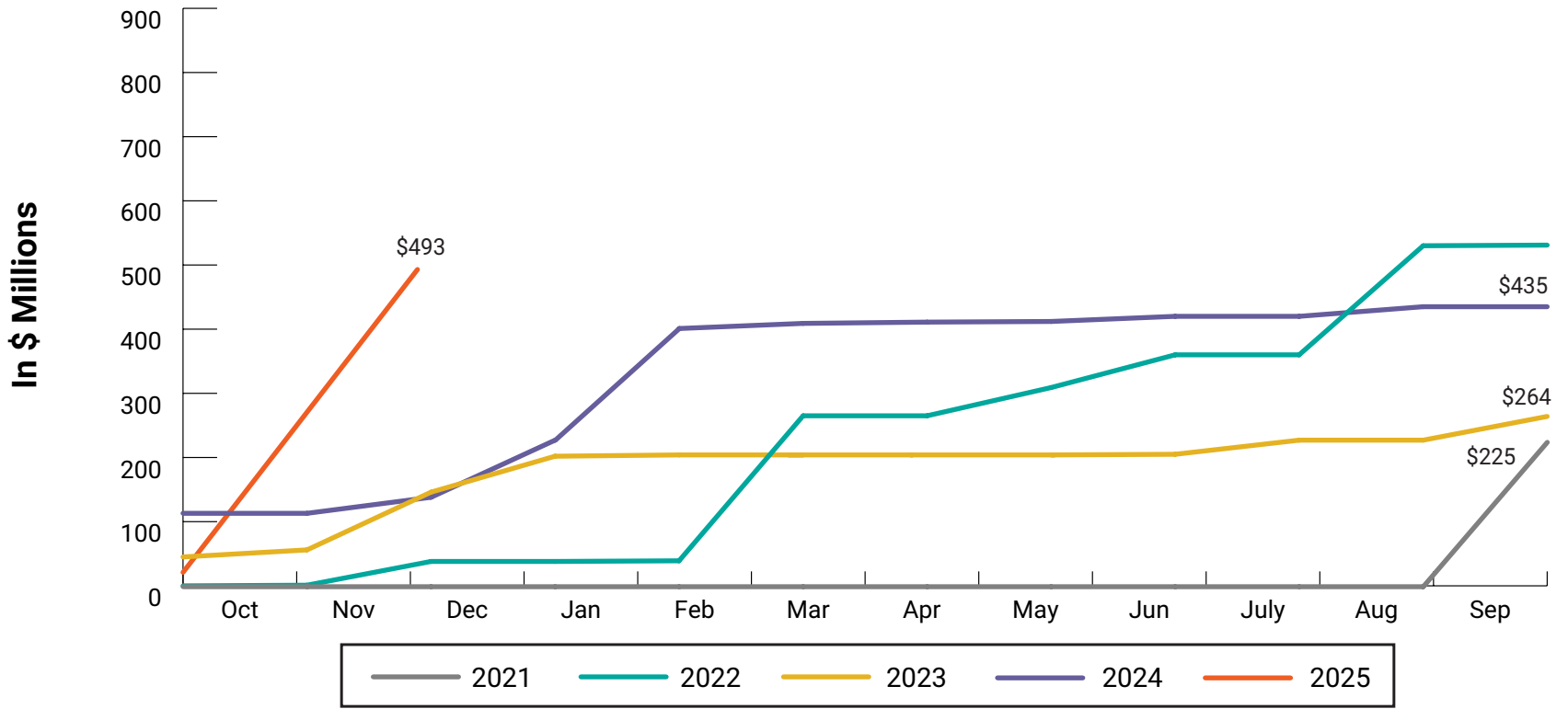
Criminal Fines, Penalties, Gifts, Donations, and Bequests (as of 11/30/2024)



Fiscal Year	Oct	Nov	Dec	Jan	Feb	Mar	Apr	May	Jun	July	Aug	Sep
2019	\$69	\$102	\$197	\$210	\$226	\$238	\$277	\$405	\$440	\$451	\$480	\$495
2020	\$13	\$16	\$96	\$157	\$165	\$171	\$177	\$327	\$393	\$456	\$464	\$502
2021	\$125	\$172	\$178	\$203	\$210	\$314	\$433	\$443	\$457	\$464	\$521	\$551
2022	\$30	\$42	\$56	\$89	\$138	\$144	\$152	\$159	\$166	\$174	\$284	\$290
2023	\$202	\$302	\$318	\$334	\$340	\$613	\$837	\$857	\$863	\$875	\$884	\$1,123
2024	\$29	\$36	\$44	\$52	\$57	\$253	\$331	\$340	\$562	\$2,092	\$2,098	\$2,103
2025	\$31	\$1,465										

FY 2021 – FY 2025 Crime Victims Fund Cumulative Monthly Deposits (\$ Millions)

Deferred Prosecution and Non-Prosecution Agreements (as of 11/30/2024)



Fiscal Year	Oct	Nov	Dec	Jan	Feb	Mar	Apr	May	Jun	July	Aug	Sep
2021	\$-	\$-	\$-	\$-	\$-	\$-	\$-	\$-	\$-	\$-	\$-	\$225
2022	\$0	\$1	\$38	\$38	\$39	\$265	\$265	\$309	\$360	\$360	\$530	\$531
2023	\$45	\$56	\$146	\$202	\$204	\$204	\$204	\$204	\$205	\$206	\$227	\$264
2024	\$113	\$138	\$227	\$336	\$401	\$409	\$411	\$412	\$420	\$420	\$435	\$435
2025	\$21	\$493										