



Helping Crime Survivors Find Their Justice

OVC FY24 Meeting the Basic Needs of Crime Victims in Underserved Communities

The webinar will begin shortly.

Presenters



Sharron Fletcher
Deputy Division
Director



Sydney West
Program Impact
Analyst

Webinar Outline

- OVC Overview and Mission
- Solicitation Overview
 - Funding opportunity focus
 - Eligibility
 - Required documents
- Review of Application Process & Tools
- Questions & Answers

Find funding opportunities at <https://ovc.ojp.gov/funding/current-funding-opportunities>.



Current Funding Opportunities

© Number1411 / Shutterstock.com (see reuse policy).

SAM.gov Entity Registration and Renewal Reminder

All entities seeking Department of Justice (DOJ) grant funding must have an active registration in [SAM.gov](https://sam.gov). Once registered, entities must complete annual renewals to maintain an active status.

It is recommended that you **begin the SAM.gov registration or renewal process 30 days prior to any deadlines** to allow for the time necessary to complete the full process, including SAM.gov's entity validation process. If you intend to apply for a specific DOJ opportunity, refer to the Grants.gov due date provided on the solicitation, and plan your SAM.gov registration accordingly.

For additional support, visit [SAM.gov Help](https://sam.gov/help).

When available, OVC funding opportunities will be listed on this page.

[Subscribe to News From OVC](#) to receive announcements about OVC funding opportunities.

Visit our [How to Apply for Funding](#) page for tips and answers to frequently asked questions about applying for OVC funding.

[OVC Funding Opportunities](#)

Funding & Awards

Current Funding Opportunities

Funding Webinars

How to Apply for Funding

OVC Awards List

Performance Measures

Managing Grants

Types of Funding

Apply to be a Peer Reviewer

Expired Funding Opportunities



Helping Crime Survivors Find Their Justice

OVC Overview

Mission: OVC is committed to enhancing the Nation's capacity to assist crime victims and to providing leadership in changing attitudes, policies, and practices to promote justice and healing for all victims of crime.

OVC funding supports:

- victims in tribal communities;
- state victim compensation and assistance programs;
- training and technical assistance and information resources;
- victims of international terrorism and mass violence;
- federal agencies' provision of victim services;
- survivors of human trafficking; and
- demonstration and service projects.



OVC FY24 Meeting the Basic Needs of Crime Victims in Underserved Communities (pg 1)

<https://ovc.ojp.gov/funding/opportunities/o-ovc-2024-172164>



U.S. Department of Justice
Office of Justice Programs
Office for Victims of Crime

OMB No. 1121-0329
Approval Expires 02/28/2027

Opportunity ID

O-OVC-2024-172164

Size of Grants

up to \$200,000

of Awards

up to 25 Awards

Grants.gov

July 29, 2024, 8:59 PM EST

JusticeGrants.usdoj.gov

August 1, 2024, 8:59 PM EST

OVC FY24 Meeting the Basic Needs of Crime Victims in Underserved Communities

Funding Opportunity #: O-OVC-2024-172164

Grant amount: Up to \$200,000 Project length: 24 months

Is your organization a Nonprofit organization? (Your nonprofit may, but does not have to, have 501(c)(3) status with the IRS, to be eligible. Institutions of higher education, even if nonprofit, are not eligible.)

Or, is your organization a Native American Tribal organization? (Federally recognized Tribal governments are not eligible.)

Can your organization use grant funding to provide for the basic needs of crime victims, such as transportation, temporary and transitional housing, clothing, food, and other items necessary for their well-being, healing, or safety?

Does your organization have experience providing direct services to crime victims in communities that have been historically marginalized, adversely affected by inequality, and disproportionately impacted by crime, violence, and victimization?

If yes, you are eligible for funding.

Deadline to submit SF-424 and SF-LLL in Grants.gov: **July 29, 2024, by 8:59 p.m. Eastern Time**
Deadline to submit application in JustGrants: **August 1, 2024, by 8:59 p.m. Eastern Time**

OVC will hold a webinar on June 18, 2024, and June 20, 2024, at 3:00 p.m. ET to review this opportunity and answer questions from participants. Register for the webinars at <https://ovc.ojp.gov/funding/funding-webinars>.

This funding opportunity is testing a new design and approach, and we'd love to have your feedback. Please send thoughts and questions to MBNCV@usdoj.gov.

This funding opportunity includes:

- Simple, clear language
- An option to submit your Project Plan through a questionnaire, a video submission, or an oral presentation.



OVC
Office for Victims of Crime

Helping Crime Survivors Find Their Justice

Before You Begin An Application (pg 2)

1. Ensure your organization is eligible:

- A Native American Tribal organization
- A nonprofit, whether 501(c)(3) status or not



2. **Register in SAM.gov** or make sure your registration is up to date. For help, call 866-606-8220 or live chat with the Federal Service Desk.

3. **Get a Unique Entity Identifier (UEI).** You get your UEI when you register in SAM.gov. See how to register in Grants.gov.

Then Do This (pg 2)

- Read the funding opportunity carefully.
- Understand OVC's purpose and priorities and grantee expectations.
- Review the award requirements. Can you meet them?
- Email MBNCV@usdoj.gov asap, but no later than July 29, 2024, with Project Plan submission method.
- Go to Grants.gov and search for O-OVC-2024-172164 to apply.



Helping Crime Survivors Find Their Justice

What is this Funding Opportunity About? (pg 4)



The goal of this program is to **increase the availability and accessibility of basic services and assistance to crime victims and survivors** from communities that have been historically underserved, marginalized, adversely affected by inequality, and disproportionately impacted by crime, violence, and victimization.

More of What This Opportunity is About (pg 4)

Examples of how your organization could use this grant:

- temporary or transitional housing for victims;
- food (e.g., grocery gift cards, setting up/stocking a free food pantry);
- bus fare, subway or metro fare, ride-sharing expenses, etc.;
- clothing for adults, infants, children, or teens;
- job-readiness expenses;
- additional staff or staff time; or
- other challenges related to meeting the basic needs of underserved victims.

Who Can Apply? (pg 5)

- Native American Tribal organizations (other than federally recognized Tribal governments)
- Nonprofits having a 501(c)(3) status with the IRS, other than institutions of higher education
- Nonprofits that do not have a 501(c)(3) status with the IRS, other than institutions of higher education

What Will Grantees Do? (pg 5)

If funded, during the 24-month project period you will produce:

1. Programmatic and financial policies and procedures.
2. Four financial reports and two progress reports.
3. A final report that describes the whole project.

More of What Will Grantees Do? (pg 5)

Grantees Will Have Support From

- Financial Management Resource Center (FMRC);
- National Center for Culturally Responsive Victim Services;
- Other OVC technical assistance providers

So That You Can

- Build grant management capacity
- Develop programmatic and financial policies and procedures
- Complete required financial management training
- Develop formal agreements
- Build capacity for project implementation and data collection


Application and Submission Information



Helping Crime Survivors Find Their Justice

When Are Applications Due? (pg 6)

- Part 1: **Submit SF-424, SF-LLL** in Grants.gov by
 - Register for this opportunity at <https://grants.gov/register> and submit the required Application for Federal Assistance standard form (SF-424) and a Disclosure of Lobbying Activities (SF-LLL). **Register in Grants.gov even if you are not certain you will apply so you won't miss this important deadline.**
- Part 2: **Submit Full Application** in JustGrants.gov by
 - Submit the full application, including attachments, in JustGrants at JustGrants.usdoj.gov.



Applications MUST Include (pg 7)

To meet the basic minimum requirements to advance to peer review and receive consideration for funding your application MUST include:

- SF-424 and SF-LLL (in Grants.gov)
- Project Plan (1 of 3 ways)
- Budget Web-Based Form (including budget details and budget narrative) (in JustGrants)



Remember, if you fail to submit ANY of required documents, your application will not be considered for funding!

Learn More About Applying (pg 7)



- 1) Contact OVC by email at MBNCSV@usdoj.gov for questions about this opportunity and to indicate how you will submit your project plan.
- 2) See Grants.gov “[How to Apply for Grants](#)”
- 3) See the “[How To Apply](#)” section in OJP’s Grant [Application Resource Guide](#)
- 4) See JustGrants [Application Submission Training](#)

How to Prepare Your Project Plan (pg 8)

You have three options for submitting your Project Plan:

1. Provide written answers to a **questionnaire in JustGrants**, or
2. Submit a **video** of your team describing your Project Plan, or
3. Present your Project Plan to OVC during a **live oral presentation via video meeting**.

Let OVC know which format they will use by emailing MBNCV@usdoj.gov asap, but no later than the Grants.gov deadline of July 29, 2024.



Helping Crime Survivors Find Their Justice

Three Project Plan Format Options (pg 8)

1. Questionnaire in JustGrants	2. Video Submission	3. Oral Presentation
Respond to the Project Plan questions directly in JustGrants.	The video should be clear, well-lit, and audible; however, OVC is not expecting highly produced videos. Ensure sound quality can be heard.	OVC will reach out to your designated Point of Contact within 5 business days of receiving the email at MBNVCV@usdoj.gov to schedule your presentation.
The questions require a yes or no or brief written response. One or two sentences, or bulleted lists, are sufficient as responses.	Can filmed on a phone as your project staff sit in a room responding to the Project Plan questions.	Conducted via Microsoft Teams.
There is a word limit for some responses, which is indicated in the questionnaire. No more than 1,000 characters or 200 words.	Videos must be in MP4, MOV, AVI or WMV format. They should be no longer than 30 minutes in length and no larger than 4GB.	Up to 30 minutes to communicate the strengths of your organization, staff, and the community or populations intended to be served through the project.
You may type out your responses to the questionnaire outside of JustGrants (for example, in a Word document) and then cut and paste your responses into JustGrants.	OVC will create a transcription of your video for internal review and record retention purposes.	OVC will record and produce a transcription of your oral presentation for internal review and record retention purposes.

All Applicants Answer These Four Questions in JustGrants:



Tell Us About Your Organization

1. How will you submit your Project Plan?
2. If you submit via a live oral presentation, who should we contact to schedule?
3. Is your organization a population specific organization?
4. In about 200 words, describe your organization.

Then Respond to Project Plan Questions

What Needs Will Your Project Meet?

How Will You Provide Victim Services?

How Will Your Project Be Managed and Staffed?



What Need Will Your Project Meet? (12%) (pg 9)

- What is the goal of the proposed project? What do you want to happen during the project period?
- Why is the project you proposed needed?

How Will You Provide Victim Services? (42%) (pg 9)

- Where geographically will the services to victims be provided for this project?
- What populations do you expect to receive victim services through your proposed project?
- What services to victims will your project provide?
- How will the victim services you provide be culturally relevant or responsive? Will services be provided in any languages other than English?
- How will the victim services you provide be trauma-informed?
- How do crime victims typically find your organization to access your services?

How Will Your Project Be Managed & Staffed? (30%) (pg 9)

- Who will lead and manage your project? What experience and background do they have that would allow them to manage the project effectively and according to the terms of the grant award?
- Who will provide the services to victims in your project? What is their experience and background in providing victim services?
- How is your organization and your staff connected to the community you plan to serve?
- Do any of your project staff have lived experience relevant to the work they will do on this project?
- What training and supervision will the organization provide to project staff to ensure that they are providing high quality services to victims?
- Will you work with partners? If so, which partners and for what? Will funding be shared? Is a formal agreement in place with the partner?

Project Timeline (16%) (pg. 10)

Quarter	What activities will take place in this quarter of your project?	Which staff will be responsible for those activities?
First [Oct.–Dec. 2024]		
Second [Jan.–Mar. 2025]		
Third [April–May 2025]		
Fourth [July–Sept. 2025]		
Fifth [Oct.–Dec. 2025]		
Sixth [Jan.–Mar. 2026]		
Seventh [April–May 2026]		
Eighth [July–Sept. 2026]		

Project Timeline Example

Please follow this example for each quarter (3-month period).

Quarter 1:

1. Create program policies on confidentiality and financial management of grant funds – Project Director
2. Work with OVC's training and technical assistance provider to build capacity and finalize project plans – All Project Staff
3. Take training on trauma-informed victim services – 2 Victim Service Providers
4. Complete training on data collection and analysis. – Project Director

Budget Web-Based Form (Worksheet and Budget Narrative)



- Use the JustGrants web-based form.
- Personnel costs should relate to the key project personnel.
- The budget should include adequate funding to fully implement the project, broken out by year, reflecting 24 months.
- The budget should be mathematically sound and correspond with information described in the Project Plan and aligned with the project design.

Attachments

- Tribal Authorizing Resolution (if applicable)
- Resumes of Key Personnel
- Letters of Support



Additional Application Aides

DOJ Application Submission Checklist

Submitting an application to DOJ is a two-part process. An applicant first submits an abbreviated application in Grants.gov. The full application is then completed in JustGrants, DOJ's grants management system. The following steps and tips will assist potential applicants in completing DOJ applications.



Step 1: Confirm your Entity's System for Award Management (SAM) registration information:

- Register with SAM or confirm that your SAM registration is active and up-to-date. You must renew and validate your registration every 12 months. If you do not renew your SAM registration, it will expire. An expired registration can delay or prevent application submission in Grants.gov and JustGrants. **Registration and renewal can take up to 10 business days to complete.**
- On April 4, 2022, the federal government will stop using Data Universal Numbering System (DUNS) numbers and start using the **new SAM Unique Entity Identifier (UEI)**.
- Entities new to JustGrants: Confirm that the contact information (email address) for your Entity's Electronic Business Point-of-Contact (E-Biz POC) in SAM is accurate and up-to-date. The E-Biz POC is onboarded in JustGrants as the Entity's first Entity Administrator and will receive notifications from JustGrants. The Entity Administrator is responsible for completing Entity User onboarding in JustGrants. Once the Entity Administrator is onboarded, that role can be reassigned to another Entity User.
- Technical issues with SAM registration or renewal must be reported to the **SAM Help Desk (Federal Service Desk)**.

Step 2: Apply in Grants.gov:

- Effective February 21, 2022, all Grants.gov users and applicants will need to use **Login.gov credentials**.
- Search for an open DOJ funding opportunity in Grants.gov or on the agency website and review the solicitation requirements.
- Complete and submit the required documents in Grants.gov at least 48-72 hours prior to the Grants.gov deadline to allow for time to correct any problems or errors. The Grants.gov portion of your application includes the SF-424 and SF-LLL. (Note: The user and email identified in Section 8.F of the SF-424 will be identified as the Application Submitter in JustGrants and will receive future notifications from JustGrants.)



Updated 2/8/22

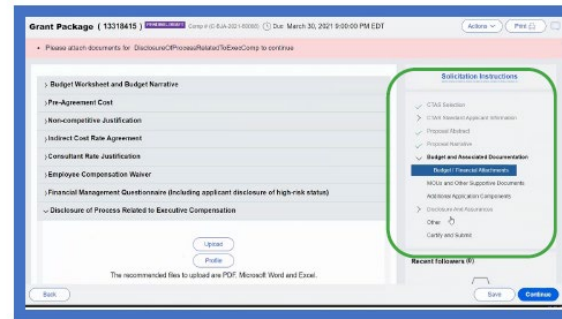
Application Attachments



Attachment Tips

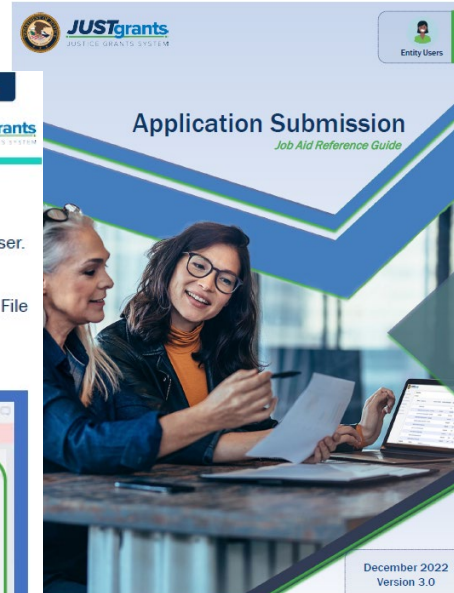
Log in to JustGrants using either Chrome or Microsoft Edge as your browser. Internet Explorer is not a compatible browser for JustGrants.

Open the application and use the menu options on the right to navigate. File attachments associated with a section are displayed in the section.



May 12, 2021

Application Attachments | 1



Award Attachments

Entity Administrators and Authorized Representatives can attach these items to awards



Attach the following items as required to award deliverables for DOJ review.

Attachments	
Additional Application Components Other	Additional Project Title Information
Application Attachments	Areas Affect by Project
Bibliography/References	Budget Consultant Rate Justification
Budget Financial Management Questionnaire	Budget Indirect Cost Rate Agreement
Budget Non-competitive Justification	Budget Other
Budget Pre-Agreement Cost	Budget Sole Source Justification
Budget Worksheet	Confidentiality Notice Forms
Correspondence	Curriculum Vitae or Resumes
Delinquent Debt Explanation	Disclosure of Process related to Executive Compensation
Disclosures and Assurances	File
Human Subjects Protection	Letter of Non-supplanting
Letters of Support	List of individuals in the Application
Lobbying Activities Disclosure	MOU Document
Opportunity Zone	Other Attachment
Other Project Period GAM Attachment	Privacy Certificate
Program/Project Congressional Districts	Project Timeline
Proof 501 (c) Status (Nonprofits only)	Proposal Narrative
Request to Use Incentives or Stipends	Tool, Instruments, Questionnaires, Tables, Maps
Tribal Authorizing Resolution	

Application Submission | 126



Helping Crime Survivors Find Their Justice

Timeline

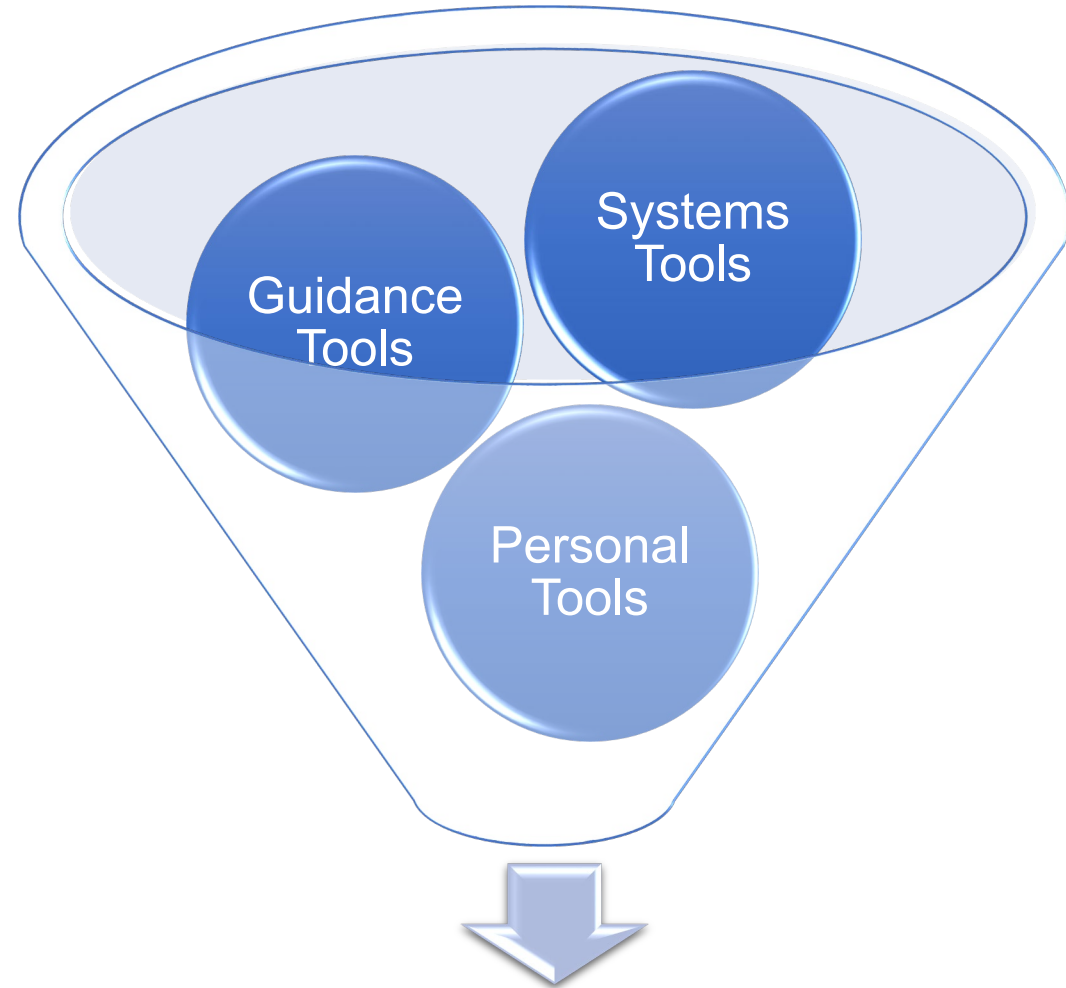
- ❑ Grants.gov deadline: **July 29, 2024, 8:59 PM ET**
- ❑ JustGrants deadline: **August 1, 2024, 8:59 PM ET**
- ❑ DOJ expects to award grants no later than **September 30, 2024**
- ❑ All project **START** dates should be on or after **October 1, 2024***



***Please Note: Successful applicants MAY NOT begin project work until the budget has been reviewed and officially approved by OJP. Additional information and or restrictions may be outlined in the award package.**



Resources



Your Application

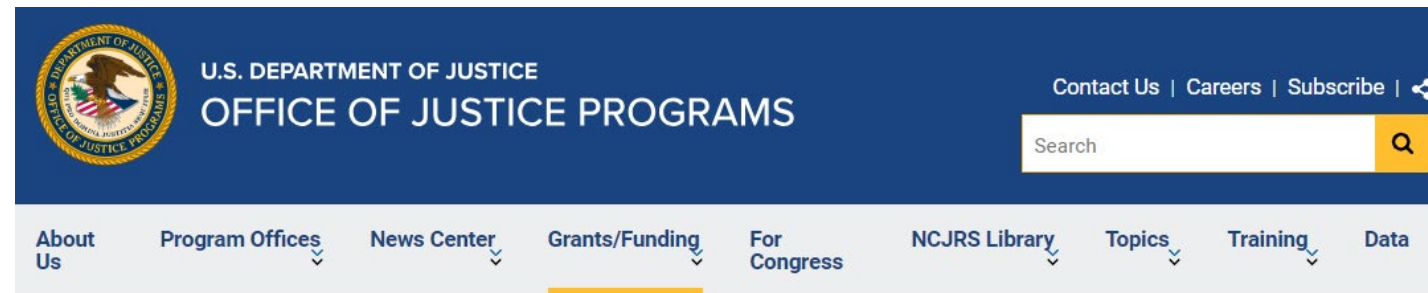


Information About OVC

Consult the [OVC website](#).



The OJP Grant Application Resource Guide



[Home](#) / [Grants/Funding](#) / [Applicant Resources](#)

OJP Grant Application Resource Guide

<https://www.ojp.gov/funding/apply/ojp-grant-application-resource-guide>



Helping Crime Survivors Find Their Justice

Information on SAM.gov

Visit SAM.gov:
This is your first stop
BEFORE applying.



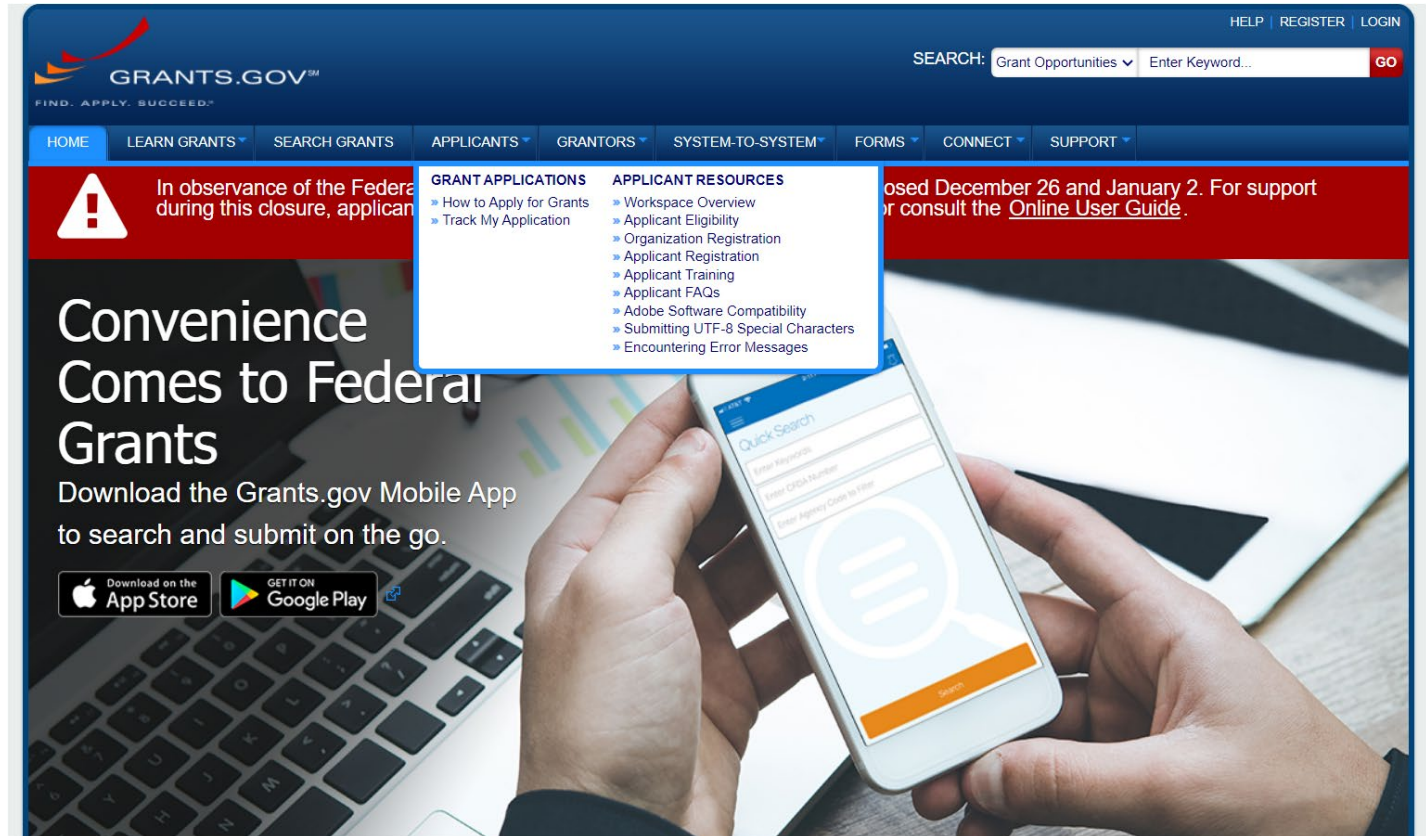
SAM.gov Entity Registration and Renewal Reminder [↗](#)

All entities seeking Department of Justice (DOJ) grant funding must have an active registration in [SAM.gov](#). Once registered, entities must complete annual renewals to maintain an active status.

It is recommended that you **begin the SAM.gov registration or renewal process 30 days prior to any deadlines** to allow for the time necessary to complete the full process, including SAM.gov's entity validation process. If you intend to apply for a specific DOJ opportunity, refer to the Grants.gov due date provided on the solicitation, and plan your SAM.gov registration accordingly.

For additional support, visit [SAM.gov Help](#).

Information on Grants.gov



Visit Grants.gov:
<https://www.grants.gov>.
This is your first stop in
applying.

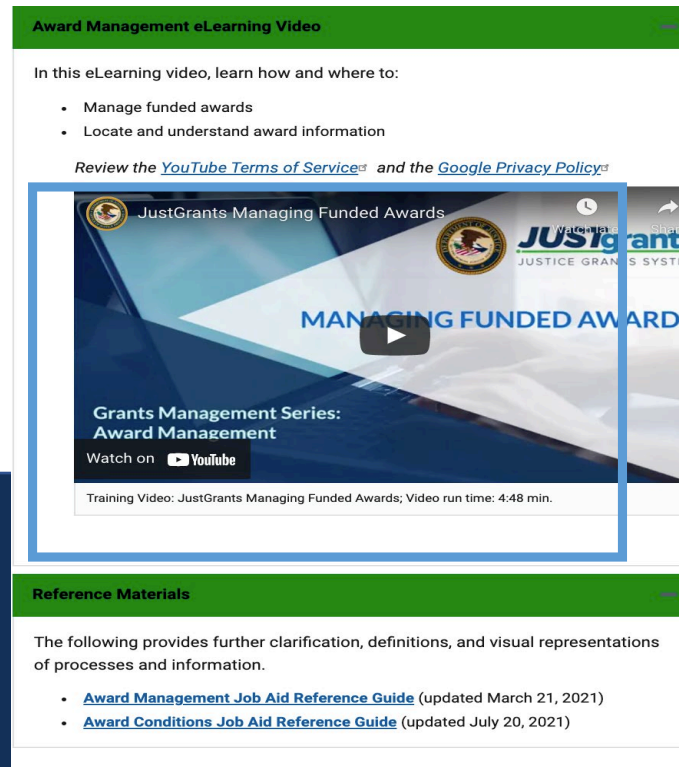
JustGrants Training Resources

Visit: <https://justicegrants.usdoj.gov>



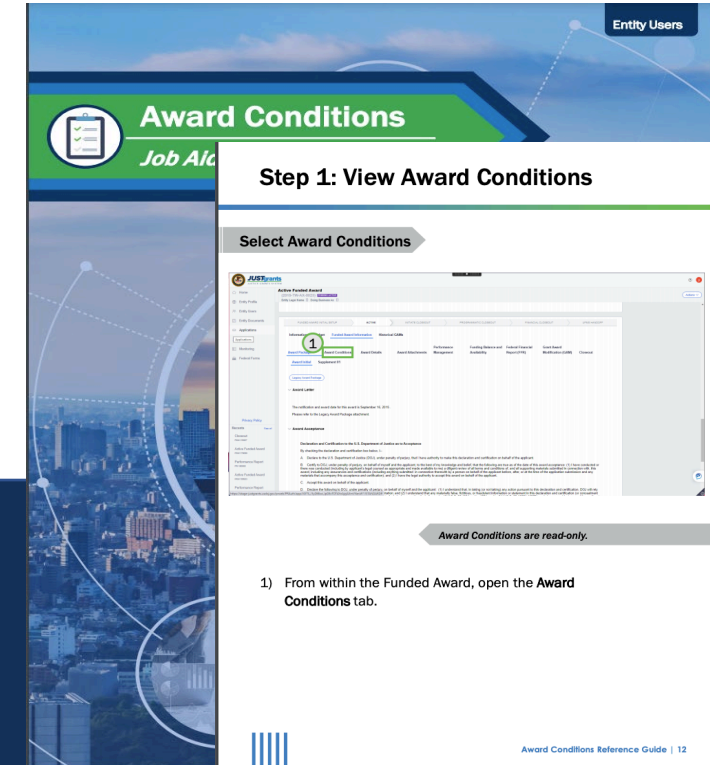
The screenshot shows the JustGrants website header with the DOJ logo and the text "JUSTgrants JUSTICE GRANTS SYSTEM". A navigation menu is open, listing various topics: Training, Entity Management, Entity User Experience, Application Submission, Grant Award Acceptance, Award Management, Grant Award Modifications, Financial Reporting, Performance Reporting, Monitoring, Closeout, and Virtual Q&A Sessions. Below the menu, a paragraph states: "The Department of Justice (DOJ) grant making components—the Office, the Office of Justice Programs (OJP), and the Office on to serve as a resource hub for their grants management system of which launched on October 15, 2020."

Organized by Topics



The screenshot shows an eLearning video player titled "Award Management eLearning Video". It contains the following text: "In this eLearning video, learn how and where to:" followed by a bulleted list: "• Manage funded awards" and "• Locate and understand award information". Below the list, it says "Review the [YouTube Terms of Service](#) and the [Google Privacy Policy](#)". A video player interface is shown with a play button and the title "JustGrants Managing Funded Awards". Below the video, it says "Training Video: JustGrants Managing Funded Awards; Video run time: 4:48 min." At the bottom, there is a "Reference Materials" section with the text: "The following provides further clarification, definitions, and visual representations of processes and information." followed by a bulleted list: "• [Award Management Job Aid Reference Guide](#) (updated March 21, 2021)" and "• [Award Conditions Job Aid Reference Guide](#) (updated July 20, 2021)".

Micro-learning videos



The screenshot shows a "Job Aid Reference Guide" for "Award Conditions". The title is "Award Conditions Job Aid Reference Guide". The main heading is "Step 1: View Award Conditions". Below this, there is a "Select Award Conditions" section with a screenshot of the JustGrants system interface. A red circle and the number "1" highlight the "Award Conditions" tab in the system. Below the screenshot, there is a note: "Award Conditions are read-only." and a numbered list: "1) From within the Funded Award, open the Award Conditions tab." At the bottom right, it says "Award Conditions Reference Guide | 12".

Job Aid Reference Guides

JustGrants Office Hours: Application Mechanics

Session Topic	Description	Session Registration
<p data-bbox="104 492 695 654">Application Mechanics: Submitting an Application Weekly Training Webinar</p> <p data-bbox="104 718 644 939"><i>Key Audience: Entity Administrator, Application Submitter, Authorized Representative</i></p>	<ul data-bbox="784 411 1658 1018" style="list-style-type: none">• Preparing to apply• Completing the abbreviated application in Grants.gov• Entity onboarding and JustGrants access• JustGrants roles and responsibilities• Assigning users to applications• Completing, reviewing, certifying and submitting a JustGrants application• Attendee questions about application submission	<p data-bbox="1724 406 2372 625">Every Wednesday from 2:30-4:30 p.m. ET Click the link to register for the session you wish to attend:</p> <p data-bbox="1724 689 2423 968">June 19, 2024 2:30-4:30 p.m. ET June 26, 2024 2:30-4:30 p.m. ET July 3, 2024 2:30-4:30 p.m. ET July 10, 2024 2:30-4:30 p.m. ET July 17, 2024 2:30-4:30 p.m. ET</p>

Check website for updates: <https://justicegrants.usdoj.gov/training/application-submission>



Helping Crime Survivors Find Their Justice

JustGrants Training: Application Submission

[Training: Application Submission | JustGrants Resources \(usdoj.gov\)](#)

Training: Application Submission

⚠ Department of Justice Application Season is Here! 📄

Prepare early — any time during the year — to ensure your registration and users are up to date in the systems involved in the application process. Review the [DOJ Grant Application Submission Checklist](#) to identify which actions you can take now and what to expect when you start an application.

Key Audience: JustGrants Application Submitter(s), Entity Administrator

Learn how to submit an application for Department of Justice (DOJ) funding by following a step-by-step breakdown of the application process.

The following eLearning videos, reference guides, and other resources will help you successfully complete an application.

- Overview of the Application Process +
- Find DOJ Funding Opportunities +
- Step 1: Confirm Your Entity's System for Award Management (SAM) Registration Information +
- Step 2: Initiating an Application in Grants.gov +
- Step 3: JustGrants Entity Onboarding and User Access +
- Step 4a: Complete the Application in JustGrants +
- Step 4b: Complete the Application in JustGrants - Budget +
- Step 5: Review, Certify and Submit Your Application in JustGrants +
- How to Respond to Application Change Requests +
- For State Criminal Alien Assistance Program Applicants (SCAAP) Only +

! Reference

DOJ Grant Application Submission Checklist



[View the Checklist](#)


! Reference

Application Submission Job Aid Reference Guide



[View the Guide](#)

DOJ Grants Financial Guide



As a starting point for all recipients and subrecipients of DOJ grants and cooperative agreements in ensuring the effective day-to-day management of awards consult the DOJ Grants Financial Guide: <https://ojp.gov/financialguide/DOJ/index.htm>.

TOP 10 TOPICS

1. Financial Management Systems	6. Audit Requirements
2. Allowable Costs	7. Conference Costs
3. Unallowable Costs	8. Adjustments to Awards
4. Federal Financial Reports	9. Accounting by Approved Budget Category
5. Performance Reports	10. Subrecipient Monitoring

Important Contact Information



Technical Assistance submitting the FULL APPLICATION into JustGrants:
833-872-5175
JustGrants.Support@usdoj.gov

Technical Assistance to report a technical issue that prevented application submission, contact the OJP Response Center:

800-851-3420
grants@ncjrs.gov



OJP Response Center

Technical Assistance with Programmatic Requirements
202-812-6558
MBNCV@usdoj.gov




Helping Crime Survivors Find Their Justice

Go Social With OVC!



Like: <https://www.facebook.com/OJPOVC>



Follow: <https://twitter.com/OJPOVC>



Watch: www.youtube.com/user/OJPOVC

Questions?



To submit a question, use the [Q&A Box](#) and select [All Panelists](#)

Frequently Asked Questions

Q - Can you define population specific?

A - For the purposes of this solicitation, population specific organizations are nonprofit, nongovernmental, or Tribal organizations that primarily serve members of a specific underserved population and have demonstrated experience and expertise providing targeted services to members of that specific underserved population.

Frequently Asked Questions

Q - How is crime victim defined?

A – OVC defines a victim as a person who experiences mental, physical, financial, social, emotional, or spiritual harm as the direct result of a specified crime committed on his or her person or property; family members, significant others, community members, and others impacted indirectly by the crime are regarded as “secondary” victims.

Reporting to law enforcement is not a requirement of the grant.



Helping Crime Survivors Find Their Justice

Frequently Asked Questions

Q – Are case management services eligible? What about mental health services? Can we subcontract or provide services in multiple locations?

A – Basic needs for victims of crime is the focus of this award. Keep in mind the award is for \$200,000 over two years, so consider how to prioritize essential victim needs and consider how to use the funds to support the most victims.

Questions?



To submit a question, use the [Q&A Box](#) and select [All Panelists](#)